


COVERS MODELS M1, M2






EM1-1



EM1-2



M1-4





M1-3



M1-3.2

PART NUMBER	DESCRIPTION	MODEL(S)
EM1-1	Front Cover	All M series & E1,E2,E1-C, E2-C
EM1-2	Rear Cover	All M and E Serie
M1-4	Scale (inches)	All M Series
M1-3	Drum Cover Assembly	All M Series
M1-3.2	Drum Cover (no scale)	All M Series




PART NUMBER	DESCRIPTION	MODEL(S)
EM2-2	Water Bottle	All Phoenix Machines
EM2-2K	Water Bottle Kit	All Phoenix Machines
EM2-4K	Bottle Bracket Kit (EM2-4{bracket}, EM2-4SP{spacer}, EM2-4SC{screw},LN1{nut})	All Phoenix Machines
M2-1	Water Tank (M2 uses E2-1)	M1
M2-3	Moistening Brushes (2) M1	M1
M2-4	Moistening Brushes (3) M2	M2



M3-3




M3-4




M4-3



M4-3TH




EM3-1




M3-2


PART NUMBER	DESCRIPTION	MODEL(S)
M3-1	Metal Feed Wheel	M1, M2
M3-4	Feed Wheel Shaft	M1, M2
M4-3	Pressure Plate and Weight Assy.	M1
M4-3TH	Top Heater	M2
EM3-1	Upper Tape Plate	All Phoenix Machines
M3-2	Lower Tape Plate (Metal)	M1, M2
M4-3W	Pressure Plate Weight (not pictured)	M1



EM4-1K



M4-4



M4-8



EM2-2K




M4-9



M7-4

*A spring comparison is found on Page 7

PART NUMBER	DESCRIPTION	MODEL(S)
EM4-1K	Shear Kit	All Phoenix Machines
M4-4	Blade Return Spring	M1, M2
M4-8	Handle Return Spring	M1, M2
M4-7	Wood Pulley (2)	M1, M2
M4-9	Pulley Bar	M1, M2
M7-4	Stop Bar	M1, M2



M5-1




M5-2




M5-3



M5-5








M7-1

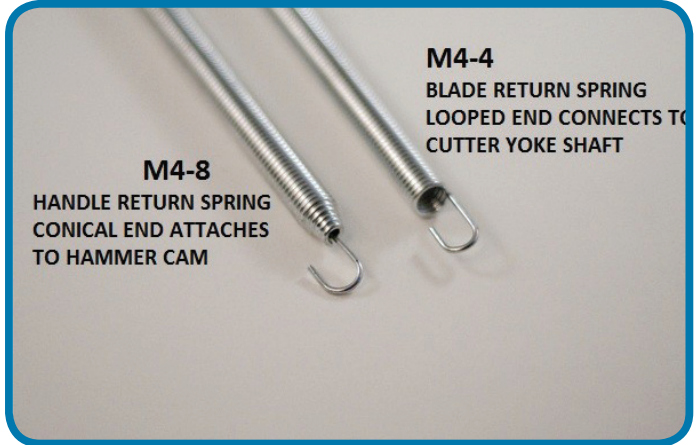



M7-2


PART NUMBER	DESCRIPTION	MODEL(S)
M5-1	Main Gear	M1, M2
M5-2	Handle and Lever Assembly	M1, M2
M5-3	Rubber Stop Assembly	M1, M2
M5-5	Length Stop Assembly	M1, M2
M7-1	Idler Assembly	M1, M2
M7-2	Cutter Yoke Assembly	M1, M2



PART NUMBER	DESCRIPTION	MODEL(S)
EM6-1	Lower Front Cover	All Phoenix Machines
EM6-2	Tank Shelf	All Phoenix Machines
EM6-4	Tape Basket	All Phoenix Machines
EM6-5	Tie Plate	All Phoenix Machines
M6-6	Tape Guides	M1, M2
EM6-7	Tie Rod	All Phoenix Machines
EM6-3	5" Screw (uses LN2) (not pictured)	All Phoenix Machines



PART NUMBER	DESCRIPTION	MODEL(S)
M7-5	Hammer Cam & Shaft Assembly	M1, M2
EM7-3	Vinyl Roller	All Phoenix Machines
EM6-8	Rubber Feet (4)	All Phoenix Machines
M2CK	M2 Conversion Kit Incl: M4-3TH, M2-4, E2-1	M1



REF.	PART #	DESCRIPTION	MODEL (S)
1	Pin	Pin for Handle and Cam Shaft	M1, M2
2	SC1-2	10-24 x 3/8" (3)	M1, M2
3	M5-3Bolt	1/4-20 Shoulder Bolt (1)	M1, M2
4	LN2	1/4-20 Nut (1)	All Phoenix Machines
5	EM6-3	1/4-20 x 5" Screw (1)	All Phoenix Machines
6	SC1	10-32 x 3/8" Screw (6)	All Phoenix Machines
7	LN1	10-32 Nut (8)	All Phoenix Machines
8	SC2	1/4-20 x 1/2" Screw (10)	All Phoenix Machines
9	LN2	1/4-20 Nut (8)	All Phoenix Machines
10	EM4-5	Pivot Rod	All Phoenix Machines
11	EM4-2	Brass Shear Guide Roller	All Phoenix Machines
12	EM4-6	Retainer	All Phoenix Machines