



## Pull-out shelf lock

Secure hold for pull-out shelves

[www.blum.com](http://www.blum.com)

 **blum**<sup>®</sup>

# Pull-out shelf lock for MOVENTO and TANDEM

Quality of living is not only determined by design but also by convenience. That is why we have developed a practical lock-open stop for our pull-out shelves with full extension. The discreet and space-saving mechanism securely holds the open pull-out shelf in place.

 blum®







## Content

- 04 Versatile applications
- 08 Easy to use
- 10 Easy to assemble
- 12 Ordering and planning information
- 14 About Blum

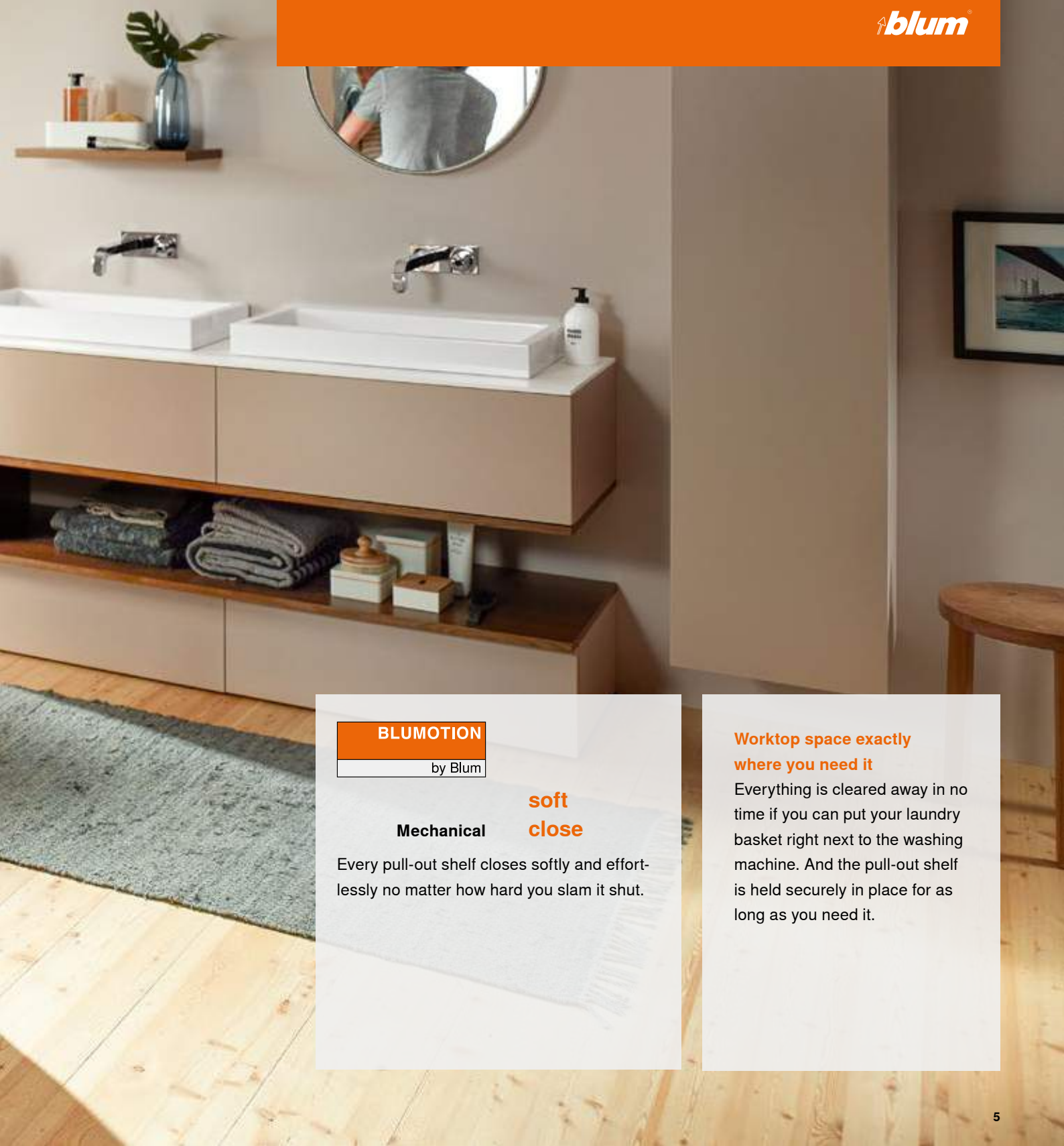




# Versatile applications

Pull-out shelves are locked in position exactly where they are needed, be it in the kitchen, bathroom, living room or utility room. Create additional flexible worktop and shelf space. Mobilise kitchen gadgets and appliances, make them easy to use, and magic pull-out shelves away again in seconds.

 blum®



## BLUMOTION

by Blum

### Mechanical

Every pull-out shelf closes softly and effortlessly no matter how hard you slam it shut.

### soft close

### Worktop space exactly where you need it

Everything is cleared away in no time if you can put your laundry basket right next to the washing machine. And the pull-out shelf is held securely in place for as long as you need it.



**TIP-ON  
BLUMOTION**  
by Blum

**Mechanical**

**opening &  
soft close**

Enhanced convenience. Press to open.  
To close, release the lock and close the  
pull-out shelf with an energetic push.  
It closes softly and effortlessly thanks  
to integrated BLUMOTION.

**TIP-ON**

by Blum

**Mechanical**

**opening**

Press to open. Pull-out shelves can be  
easily pulled out and engaged in position.  
To close, press shut - without soft close.





**Conjure up some  
extra worktop space**

Check up on and clear everything away again in a flash. Unlock the pull-out shelf with one hand, and the worktop disappears into the furniture. Pull-out shelves are just the job for offices.

## Easy to use and secure

The lock engages securely on both sides when the pull-out shelf is fully extended and holds firmly in place. It can be easily released with one hand thanks to a synchronisation shaft. To unlock, simply lift the lever.

 **blum**<sup>®</sup>







# Easy to assemble

You can upgrade your pull-out shelf with a pull-out shelf lock in just a few steps.

 blum®



## **Locking unit and synchronisation shaft**

Attach the locking unit to the synchronisation shaft.  
It has to be flush with the pull-out shelf.





### **Fitting and template rolled into one**

The locking unit and latching element also serve as a template. Place the screws in the predefined fixing positions. You can use either chipboard or system screws for fixing the latching element.

## Pull-out shelf lock



## Ordering and planning information

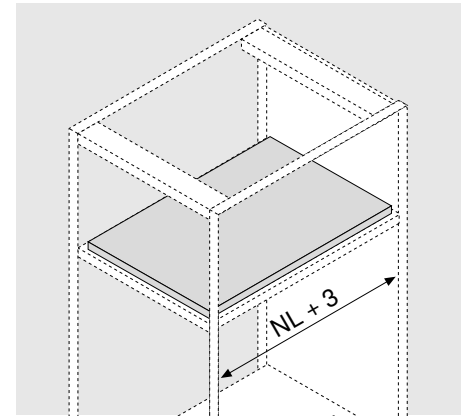
### Product



### Description

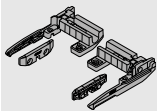
- Can be implemented with MOVENTO and TANDEM full extensions; cannot be implemented with TANDEM single extensions
- Can be combined with BLUMOTION, TIP-ON BLUMOTION and TIP-ON
- Two-sided locking mechanism
- Can be unlocked with one hand thanks to synchronisation shaft
- Can be used throughout the home
- Secure hold
- Easy installation – fittings serve as template
- Runners are attached in standard fixing positions

### Space requirements



### Ordering information

#### Pull-out shelf lock for MOVENTO and TANDEM



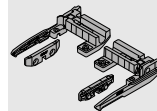
**Consisting of:**  
 2x locking unit\*  
 2x latching element  
 1x installation instructions

**295H5700**

Fixing with chipboard screws  $\varnothing$  3.5 x 15 mm, part no. 609.1500 or system screws, part no. 661.1450.HG

\* Fixing only possible with chipboard screws

#### Pull-out shelf lock for TANDEM 19 mm



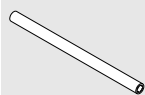
**Consisting of:**  
 2x locking unit\*  
 2x latching element  
 1x installation instructions

**295F5700**

Fixing with chipboard screws  $\varnothing$  3.5 x 15 mm, part no. 609.1500 or system screws, part no. 661.1450.HG

\* Fixing only possible with chipboard screws

#### Synchronisation shaft



<b>Material</b>	Aluminium
<b>Colour</b>	Natural coloured
For cutting to size	<b>ZST.1089W</b>
	Optional <b>ZST.1160W</b>

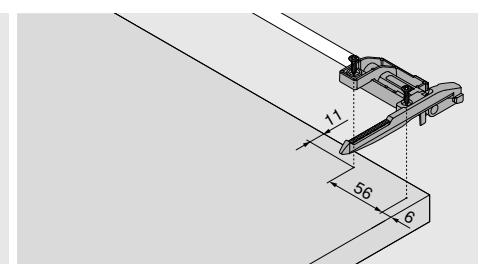
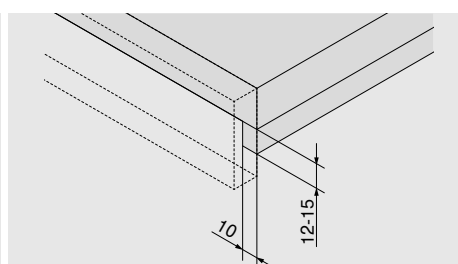
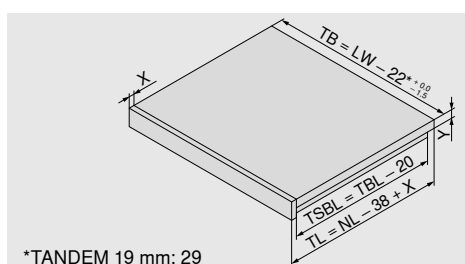
MOVENTO and TANDEM: Cutting:  $LW - 87 \pm 1$  mm

TANDEM 19 mm: Cutting:  $LW - 94 \pm 1$  mm

Pull-out shelf lock can be released with one hand thanks to synchronisation shaft

TB = Pull-out shelf width  
 NL = Nominal Length  
 LW = Internal cabinet width  
 TL = Pull-out shelf length  
 TBL = Pull-out shelf base length  
 X = Front thickness  
 Y = Pull-out shelf base thickness  
 TSBL = Pull-out shelf side panel length

### Pull-out shelf assembly





MOVENTO 760H | 766H

Space requirements in the cabinet	Pull-out shelf	Pull-out shelf	Inset pull-out shelf
<ul style="list-style-type: none"> <li>* + 1 mm if cabinet profiles are installed before cabinet is assembled</li> <li>** Minimum 25 mm if installed in compartment</li> </ul>	<p>Limited side adjustment</p>	<ul style="list-style-type: none"> <li>* Additional + 12 mm for side stabilisation</li> </ul>	<ul style="list-style-type: none"> <li>* Additional + 4 mm for TIP-ON or additional + 3 mm for depth adjustment</li> </ul>

TANDEM 560H | 566H

Space requirements in the cabinet	Pull-out shelf	Pull-out shelf	Inset pull-out shelf
<ul style="list-style-type: none"> <li>* + 1 mm for TIP-ON or +3 mm for side stabilisation</li> <li>** Minimum 25 mm if installed in compartment</li> </ul>		<ul style="list-style-type: none"> <li>* Additional + 12 mm for side stabilisation</li> </ul>	<ul style="list-style-type: none"> <li>* Additional + 4 mm for TIP-ON or additional + 2 mm for POSISTOP</li> </ul>

TANDEM 19 mm 560F | 566F

Space requirements in the cabinet	Pull-out shelf	Pull-out shelf	Inset pull-out shelf
<ul style="list-style-type: none"> <li>* + 1 mm with TIP-ON</li> <li>** Minimum 25 mm if installed in compartment</li> </ul>			<ul style="list-style-type: none"> <li>* Additional + 4 mm for TIP-ON or additional + 2 mm for POSISTOP</li> </ul>

# The company Blum

Founded over 60 years ago by Julius Blum, Blum is a family-owned company that operates on an international scale. Its strategic business segments include lift, hinge and pull-out systems. All our product developments focus on perfecting motion.

[www.blum.com](http://www.blum.com)

The Blum logo consists of a white upward-pointing arrowhead to the left of the word "blum" in a lowercase, bold, sans-serif font. The entire logo is set against a red background.





**Blum in Austria and around the world**

The company has eight plants in Vorarlberg, Austria, additional production sites in Poland, the USA and Brazil and 31 subsidiaries/representative offices. Blum supplies more than 120 markets. The Blum Group employs 8,000 people in total, 6,000 of whom work in Vorarlberg.



**Global customer benefits**

“Whether manufacturer, distributor, fitter or kitchen user – everybody should personally enjoy the benefits of Blum products” – that is Blum’s philosophy on global customer benefits.



**Innovations**

To support customers with innovative fittings solutions and secure long-term success for the company, we need to consistently invest in research and development, in plants and facilities and in employee training. With more than 2,100 granted patents worldwide, Blum is one of Austria’s most innovative companies.



**Quality**

Blum’s comprehensive concept of quality does not only apply to products. Services and collaboration with customers and partners should also meet the same quality requirements.



**Environment**

At Blum, we believe that responsible ecological behaviour has long-term economic benefits. The longevity of products is just one of many important aspects. Other important measures include the use of environmentally-friendly processes, the intelligent use of materials and prudent energy management.



**DYNAMIC SPACE**

Good workflows, optimum use of storage space and top quality motion are important features of a practical kitchen. Blum’s ideas for practical kitchens are designed to bring function, convenience and ergonomics to furniture interiors.



Julius Blum GmbH  
Furniture Fittings Mfg.  
6973 Höchst, Austria  
Tel.: +43 5578 705-0  
Fax: +43 5578 705-44  
E-mail: [info@blum.com](mailto:info@blum.com)  
[www.blum.com](http://www.blum.com)

