

Flap hinge Markant 11



Flap hinge Markant 11, Precision die-cast zinc

Hinge parts are mounted separately in bottom panel and flap, enabling subsequent flap assembly. Flaps are aligned through independent height, side and depth adjustment.

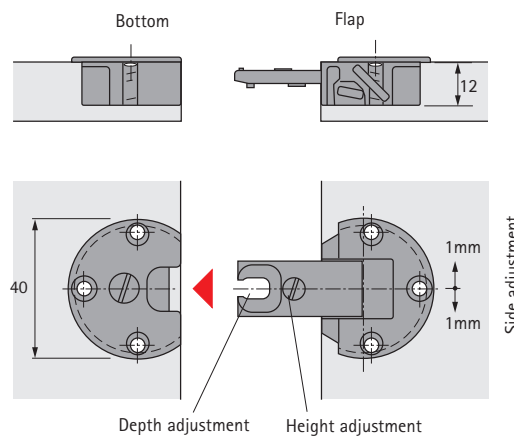
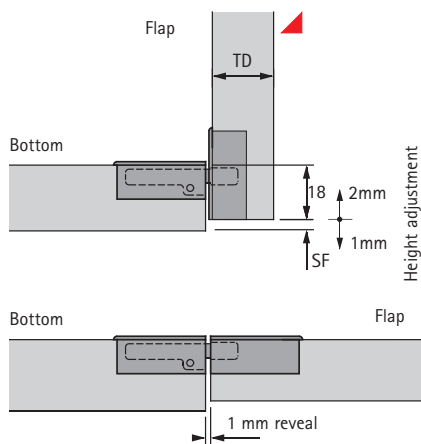
Identical hole dimensions in bottom panel and flap ensure firm and exact hinge seating in bottom panel and flap.

Hole edge break-out is hidden by covering lip. In open position, inside face edges of bottom panel and flap are flush before height adjustment.

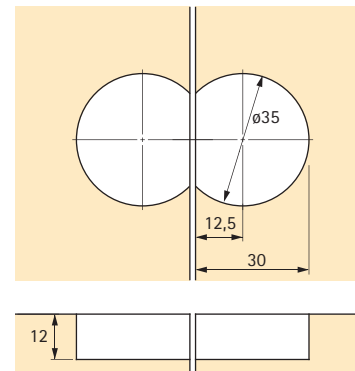


Article	Finish	Order no.	PU
Flap hinge Markant 11	nickel-plated	9 046 480	100
	bronze	9 046 481	100
	brass plated	9 046 482	100

Mounting example



Hole pattern



Reveal dimensions

Flap thickness TD	Min. reveal SF
16 mm	1,0 mm
17 mm	2,0 mm
18 mm	3,0 mm
19 mm	3,5 mm
20 mm	4,5 mm

Fasten with $\varnothing 3,0 \times 15$ mm or $3,0 \times 13$ mm countersunk wood screws, head $\varnothing 6$ mm